

RECYCLING GUIDELINES & RESOURCES FOR VENDORS



We are excited to announce that this event is striving towards zero waste. Green Chair Recycling assists events in their greening initiatives by managing the waste and recycling at the event. We would like to ask for your help and cooperation to make this event more sustainable!

Throughout the event we will have **recycling stations** where waste can be sorted. Most stations will have friendly members of the Green Chair team who can sort your waste with you and answer any questions you may have. Green Chair representatives will be wearing black t-shirts with a bright green recycling logo.

Here are some simple things that vendors can do to help us achieve zero waste:

- ♻️ **Avoid Styrofoam** products as they will end up in the landfill.
- ♻️ **Use compostable disposables** wherever possible, including for samples. Paper and wooden products are best, however if you must use compostable plastics, please ensure that they are BPI certified compostable. Green Chair Recycling is happy to assist in finding suppliers, please refer to our Vendor Supplier guide.
- ♻️ **Do not use mixed media packaging.** Items such as paper with foil on one side, often used for wrapping burgers and hotdogs, can't be recycled. Use a waxed paper instead – It's compostable!
- ♻️ **Promote reusable containers** i.e. offer a discount for someone with their own cup.
- ♻️ Encourage event attendees to drink right out of the can or bottle to **eliminate the wasteful use of additional cups.**
- ♻️ Serve food and beverage condiments in **bulk containers rather than individual packets**, wherever possible.
- ♻️ **Donate leftover untouched food** to local shelters and food kitchens.
- ♻️ Think about **long-lasting and useful giveaways.** Do not give out balloons. Use handstamps instead of stickers and tattoos.
- ♻️ **Avoid handing out paper promotional material** at the event. Where handing out paper is necessary, format materials to minimize the amount of printed paper.
- ♻️ **Try to keep your area clean and don't litter.**
- ♻️ **Take all waste and recycling to Green Chair Recycling** for sorting during event set-up and throughout the event. Green Chair Recycling will happily help you sort your recycling together at a station.
- ♻️ **Please do not leave bags after stations have been closed and the event has ended. Vendors are responsible for removing any waste that they produce after the event has ended.**
- ♻️ Try to **keep your area clean and don't litter.**

RECYCLING GUIDELINES & RESOURCES FOR VENDORS



Before the Event

- ✓ Familiarize yourself with the nearest recycling station
- ✓ Ask a Green Chair representative if you have questions about what goes where
- ✓ Review the sorting guide in this document with all team members
- ✓ Have a plan for any used oil and grease you will produce (ie. taking it back with you)

During the Event


- ✓ Use the recycling stations as much as you can
- ✓ We know it gets busy during the event, try to separate your materials at your booth (ask us for bags/bins if necessary)
- ✓ Flatten all your cardboard boxes and try to separate your recyclable materials during the event
- ✓ Keep compost (ex. food scraps, wet, greasy paper, liquids, and napkins) separate from the other recycling categories

After the Event

- ✓ Take all your sorted materials to the recycling stations
- ✓ Clean your booth area
- ✓ Let us know as soon as possible if you have unexpected waste to dispose of

Please use the following recycling guidelines for sorting your waste and recycling.

Mixed Containers



Plastic Containers



Coffee Cup Lids



Milk Containers

Note:

Empty all food residue and liquids into compost and/or liquid bucket first

Remove any straws/cutlery and put into the garbage

NO coffee CUPS, plastic utensils, styrofoam or plastic bags

RECYCLING GUIDELINES & RESOURCES FOR VENDORS




Compost



Food Scraps



Wooden/Paper Cutlery, Containers and Foodware.
(Includes certified compostable plastics)



Soiled Paper
(Includes napkins and tissues)

Note:

*NO plastics
NO wet wipes*

Paper



Newspaper



Cardboard



Paper


Note:

*Clean and dry paper only!
If paper is oily or wet, it is compost. Please let a member of our team know if you have a large amount of cardboard
NO paper napkins
NO coffee cups*

RECYCLING GUIDELINES & RESOURCES FOR VENDORS



Garbage



Plastic Cutlery and Straws



Gloves and Hazardous Waste



Coffee Cups



Balloons

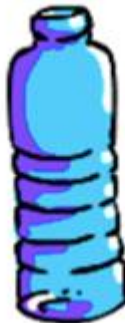
Note:

There shouldn't be much going in the garbage!

Refundable



Glass bottles



Plastic bottles



Juice boxes

Note:

Deposit beverage containers only

Empty liquids into liquid bucket

Glass jars and bottles should be placed back into their original box or kept separately for safe handling

Milk containers should be placed in mixed containers

RECYCLING GUIDELINES & RESOURCES FOR VENDORS



Soft Plastics




Plastic bags and packaging



Chip bags



Granola bar wrappers



Candy wrappers

Note:

Clean and dry soft plastics only

Let our team know if you have a large amount of soft plastics

Thank you for making this a green event! Please contact **Green Chair Recycling** at **604-806-0680** or **info@gogreenchair.com** for help and advice on reducing your waste.

Thank You & Happy Recycling!